

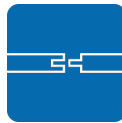
# STAUF

seit 1828



## STAUF MULTILAYER

1-component elastic hybrid wood flooring adhesive according to ISO 17178 for parquet



### Technical Datasheet

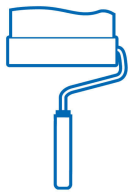
Product number	✓ 129130
Special features	<ul style="list-style-type: none"><li>✓ elastically deformable</li><li>✓ excess adhesive easy to remove</li><li>✓ water and solvent-free, no wood swelling</li><li>✓ very well spreadable</li><li>✓ particularly suitable for multiple layer wood flooring</li></ul>
Suitable for installation of	✓ multiple layer wood flooring according to DIN EN 13489
Suitable sub floors	<ul style="list-style-type: none"><li>✓ calcium sulphate (flow) floors</li><li>✓ mastic asphalt screed, only after priming with STAUF VEP 195</li><li>✓ STAUF levelling compounds for wood flooring</li><li>✓ chipboards V100 (E1), OSB boards</li><li>✓ cement floors</li></ul>
Suitable primers	<ul style="list-style-type: none"><li>✓ STAUF VDP 130</li><li>✓ STAUF VPU 155 S</li><li>✓ STAUF VEP 195</li></ul>
Suitable levelling compounds	<ul style="list-style-type: none"><li>✓ STAUF XP 40</li><li>✓ STAUF AS</li><li>✓ STAUF XP 20</li><li>✓ STAUF GS</li><li>✓ STAUF FZ</li><li>✓ STAUF RM</li><li>✓ STAUF PU</li><li>✓ STAUF SSP RAPID</li></ul>
Product properties	<ul style="list-style-type: none"><li>✓ aging-resistant</li><li>✓ suitable on sub floor heating systems</li><li>✓ not sensitive to frost</li><li>✓ fast setting</li></ul>
Color	✓ beige
Required quantities per m <sup>2</sup>	✓ 1150g with STAUF notched trowel no. 5

Open time	✓ approx. 30 minutes at 20 °C
Accessibility	✓ after approx. 48 hours
Room climate at work site	✓ minimum 15 °C, maximum 75% rel. humidity, preferably max. 65%
Shelf-life	✓ 12 months
Giscode	✓ RS 10
Ecode	✓ EC1-R plus
Available Packaging	✓ 13 kg plastic bucket



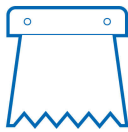
## EXAMINATION OF SUB FLOOR

Prior to processing, the sub floor must be checked according to the standard DIN 18356 or corresponding national standards. The sub floor shall be resistant to pressure and tension, free of cracks, must have sufficient surface strength, be permanently dry, level, clean and free of anti-adherents, sinter layers etc. In addition, porosity and grip of surface need to be checked. Also check moisture content and absorptive capacity of cement (flow) and calciumsulfate (flow) floors as well as room temperature, air humidity and sub floor temperature.



## SUB FLOOR PREPARATION

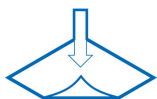
It must be ensured that the sub floor is ready for installation by performing proper sub floor preparation, floors must be clean, have sufficient surface strength, must be level, permanently dry and free of cracks. A mechanical pretreatment of the subfloor (sweeping, vacuuming, mechanical brushing, sanding, milling, shot blasting) must be performed depending on type and condition of sub floor. Cracks and joints, except expansion joints and other construction joints, shall be solidly closed with STAUF casting resin and floor brackets. Cavities and indentations can be filled with a non self-levelling STAUF levelling compound. If necessary, make sure sub floors are level, have sufficient absorptive capacity and grip by applying the appropriate STAUF levelling compound.



## PROCESSING

Apply adhesive to sub floor using the appropriate STAUF notched trowel, avoid adhesive pooling and excessive layer thickness by evenly raking the notched trowel over adhesive layer. Install wood flooring during specified open time, slide in and press down firmly. In particular with raw wood flooring, avoided pushing adhesive into joints. Adhesive in joints can impair subsequent surface treatment. Depending on the degree of setting, adhesive residues can be removed with the appropriate STAUF cleaners. Please test the effect of the cleaner on the finish of the wood flooring in an inconspicuous area or on a sample prior to applying the cleaner. Hardened adhesive residues can easily be removed mechanically, mostly residue-free. However, longer exposures on finished wood flooring should be avoided to prevent possible contouring.

## ACCESSIBILITY



Load bearing capacity depends on room climate and applied quantities of adhesive.

## OTHER INFORMATION



Plasticizers contained in the adhesive can cause flow asphalts to partially dissolve and may affect the wood flooring finish systems, especially for wood flooring installed without tongue and groove technique. The adhesive hardens when reacting with moisture either in the form of air humidity, wood or substrate moisture. The higher the ambient temperature, the faster the adhesive sets. Setting time increases with thickness of the adhesive layer. Adhesives classified as elastic according to DIN EN 14293 and ISO 17178, have elastic properties once hardened. On account of this elasticity, only minimal tension is transferred from parquet to sub floor, but dimensional changes of the parquet elements are allowed for.

## LIMITATION OF LIABILITY



The foregoing representations are based on the results of our most current product and material testing and are of a non-obligatory advisory nature only since we have no control over the actual quality of workmanship, materials used and worksite conditions. As such, they do not constitute an express or implied warranty of any kind. The same applies to our commercial and technical consultation services which are provided free-of-charge and without obligation. Therefore, we strongly recommend that prior on-site testing be conducted to observe and study the suitability of the product for the intended purpose. With the release of this technical information, all prior technical information (technical data sheets, installation recommendations and other information regarding similar purposes) becomes invalid.

**STAUF KLEBSTOFFWERK GMBH** . Oberhausener Str. 1 . 57234 Wilnsdorf . Germany  
Fon: +49 (0) 2739 301-0 . Fax: +49 (0) 2739 301-200 . Email: [info@stauf.de](mailto:info@stauf.de)

07.02.2018 - 14:36:12